



# Official Box

27

Harding

vs.

Hendrix

DATE

2-19-87

AT

Conway, Ark

OFFICIALS

Benson, Cook

ATTENDANCE

NO. (V)	TEAM	FG		3 PT FG		FT		REBOUNDS			PER FOULS	TOTAL PTS	ASSTS	STLS	BLOCK SHOTS	TURN OVERS	MINS PLAYED
		MADE	ATTD	MADE	ATTD	MADE	ATTD	O	D	TOT							
4	Smallwood	0	0	2	3	1	2	0	3	3	3	7	0	1		3	
10	Washington	2	2	1	3	2	2	0	1	1	0	9	0	2		1	
14	Thames	1	2	0	0	2	2	0	0	0	1	4	1			1	
22	Hughes	1	2	0	3	2	2	0	2	2	0	4	1	2		2	
34	James	2	5	0	0	1	4	3	1	4	1	5	2			2	
32	Camper	3	10	0	3	0	0	2	2	4	4	6	3	1	1	3	
40	Stevenson	0	0	0	0	0	0	0	0	0	0	0	0			0	
48	Mathis	7	14	0	0	2	4	3	5	8	4	16	3		2	3	
44	Garcia	4	6	0	0	2	3	0	8	8	4	10	1		2	3	
50	French	0	0	0	0	0	0	0	0	0	0	0	0			0	
52	Miller	3	4	0	0	0	0	2	1	3	0	6	2			0	
54	Collins	0	0	0	0	0	0	0	2	2	0	0	0			0	
<b>26/57</b>																	
TOTALS		23	45	3	12	12	19	10	25	35	17	67	13	6	5	18	

FG% 1st Half \_\_\_\_\_ FG% 2nd Half \_\_\_\_\_ FG% Game **26/57 .456** Dead Ball Rebounds \_\_\_\_\_  
 FT% 1st Half \_\_\_\_\_ FT% 2nd Half \_\_\_\_\_ FT% Game **12/19 .632** Team Rebounds **2**

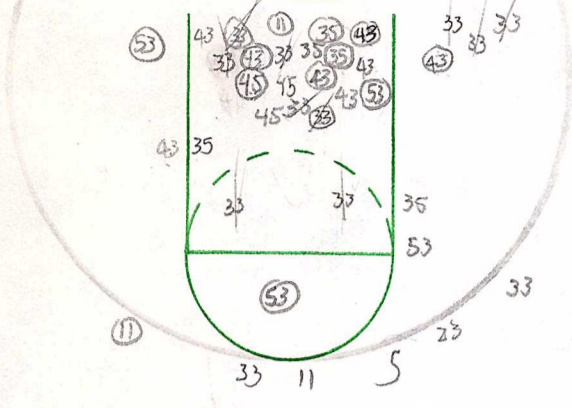
NO. (H)	TEAM	FG		3 PT FG		FT		REBOUNDS			PER FOULS	TOTAL PTS	ASSTS	STLS	BLOCK SHOTS	TURN OVERS	MINS PLAYED
		MADE	ATTD	MADE	ATTD	MADE	ATTD	O	D	TOT							
<b>27/62</b>																	
TOTALS		23	54	4	8	15	20	13	25	38	19	73	12			13	

FG% 1st Half \_\_\_\_\_ FG% 2nd Half \_\_\_\_\_ FG% Game **.435** Dead Ball Rebounds \_\_\_\_\_  
 FT% 1st Half \_\_\_\_\_ FT% 2nd Half \_\_\_\_\_ FT% Game **.750** Team Rebounds **3**

SCORE BY HALVES		1	2	OT	OT	OT	TOTAL	
HARDING		35	32				67	14-13, 11-8
HENDRIX		37	36				73	7-17, 5-13

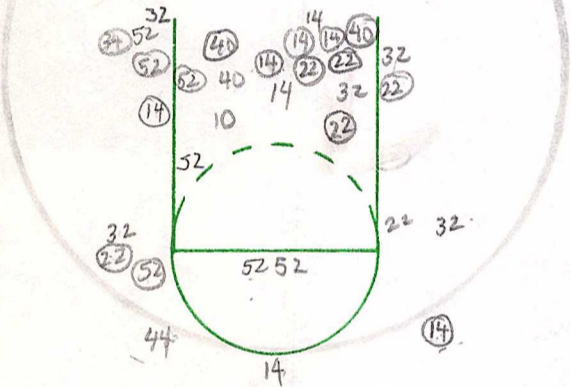


Shot Chart \_\_\_\_\_ Quarter \_\_\_\_\_



FGA \_\_\_\_\_ FGM \_\_\_\_\_ % \_\_\_\_\_

Shot Chart \_\_\_\_\_ Quarter \_\_\_\_\_



FGA \_\_\_\_\_ FGM \_\_\_\_\_ % \_\_\_\_\_

Half Shooting Totals FGA \_\_\_\_\_ FGM \_\_\_\_\_ % \_\_\_\_\_

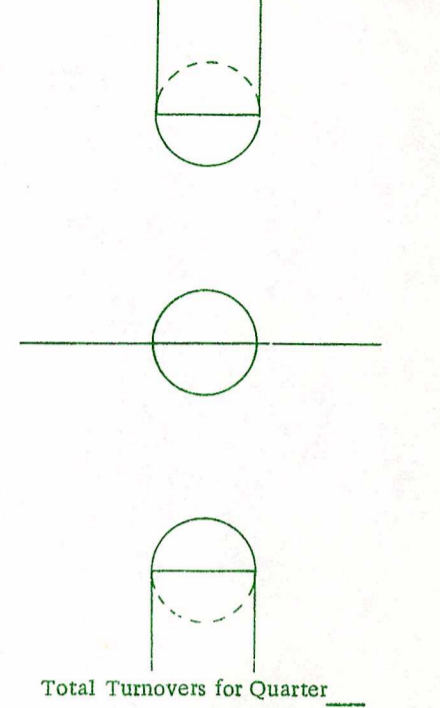
WALK BAD PASS FUMBLE 3 sec Double Dribble

Player No.	Off. Reb.	Def. Reb.	Steals	Tied Balls	Caused Mistake
23		1			
43		1			
53					
33					
5			1		
15					
11		1			
55					
35					
45					
41					
51					
25					
<b>31</b>					

Player No.	Off. Reb.	Def. Reb.	Steals	Tied Balls	Caused Mistake
10					
12					
14					
20					
22	1				
30					
50					
32			1		
34					
40					
42					
44					
52		1			
54					
<b>9</b>					


Home Name	No.	Fouls	Quarter Free Throws	Quarter Free Throws	Team Fouls	Visitor Name	No.	Fouls	
HUGHES	23	1 2 3 4 5			Home <del>1 2 3 4 5 6</del>	LONGING	10	1 2 3 4 5	
MATHIS	43	<del>1 2 3 4 5</del>			Vis. <del>1 2 3 4 5 6</del>	COUND	12	1 2 3 4 5	
MILLER	53	1 2 3 4 5		00	Time Outs	CAVINESS	14	<del>1 2 3 4 5</del>	
CAMPER	33	<del>1 2 3 4 5</del>			Home 1 2 3 4 5 6	GARRISON	20	1 2 3 4 5	
SMALLWOOD	5	<del>1 2 3 4 5</del>			Vis. 1 2 3 4 5 6	LASKER	22	<del>1 2 3 4 5</del>	
THAMES	15	X 2 3 4 5			Score	BRIGGLER	30	1 2 3 4 5	
WASHINGTON	11	1 2 3 4 5	00		Qt. Qt. Half	TUNNELL	50	1 2 3 4 5	
COLLINS	55	1 2 3 4 5			Home	BANKS	32	<del>1 2 3 4 5</del>	
JAMES	35	<del>1 2 3 4 5</del>	00	0	Vis.	JOHNSON	34	<del>1 2 3 4 5</del>	
GARCIA	45	<del>1 2 3 4 5</del>			Officials:	MOFFETT	40	<del>1 2 3 4 5</del>	
STEVENSON	41	1 2 3 4 5			Half Free Throw Totals	ROLLEFSON	42	1 2 3 4 5	
FRENCH	51	1 2 3 4 5			Att. Made %	COTHREN	44	<del>1 2 3 4 5</del>	
Team Totals				00		BRADSHAW	52	<del>1 2 3 4 5</del>	
WHITE	25					Statistician:	BROWN	54	<del>1 2 3 4 5</del>
HAYWARD	31					Date:	BRIGGER	24	1 2 3 4 5

Turnover Chart \_\_\_\_\_ Quarter \_\_\_\_\_



Total Turnovers for Quarter \_\_\_\_\_

Turnover Chart \_\_\_\_\_ Quarter \_\_\_\_\_



Total Turnovers for Quarter \_\_\_\_\_

Total Turnovers for Half \_\_\_\_\_

